

Crocodile products can take care of all your bathroom problems

- 1 Seepage of underground water damaging the floors
- 2 Seepage from the drainage
- 3 Seepage from the shower enclosure
- 4 Residue collected underneath sanitary ware
- 5 Seepage around the cove joints of floors and walls
- 6 Leaks from the upper level bathroom floors.



Waterproofing



Crocodile Flex Shield
Flexible Waterproofing Cement

- Easy to use, just mix with water
- Highly flexible; optimized for flexible surfaces (surface cracks not over 0.75 mm)
- Waterproofing and protection for terraces, balconies, bathrooms, swimming pools, roof gardens, and water retaining structures
- Can be left exposed; weather and UV resistant
- High adhesive strength > 2Mpa



Crocodile Plug
Rapid hardening Cement

- Rapidly hardens within 30 sec to 3 min of being mixed
- Excellent bond strength, pressure resistant
- Can be applied in below 0°C temperatures
- Can be applied during leaking condition
- No shrinking, strong adhesion, great for joining metal bars and dowel bars



Crocodile Admix Proof
Waterproofing Admixture

- Increases durability and water tightness
- Reduces permeability and relative water absorption
- Reduces shrinkage
- Chloride free, no effect to steel reinforcement



Crocodile Perfect Shield
Crystalline Penetrate Waterproofing Cement

- Penetrates deeply and seals concrete's capillary tracts of 5-50 mm
- Powerful pressure resistance up to 16 bar with both positive and negative side pressure
- Crystallization throughout pin hole in concrete surfaces
- Can be applied to moist pressure and resistant of chemical



Crocodile Super Shield
Hard-Surface Crystalline Waterproofing Cement

- Blocks pores, capillaries, and micro cracks to stop water leakage
- Crystallization throughout pin holes in concrete surfaces
- Water pressure resistant up to 7 bar with both positive and negative side pressure
- Chemical and acid resistant

Sealant & Bonding



Crocodile MS Seal
Hybrid Polymer Adhesive & Sealant

- MS based joint sealant
- High bond strength on nearly surfaces, paintable
- No bubble formation, even in wet and humid conditions
- Does not contain solvent, silicone, or isocyanates
- Weather and UV resistant



Crocodile Silicone N Plus
100% Silicone Neutral Sanitary Sealant

- Seals joint on steel, aluminum, glass, ceramic, non-oily wood and plastic
- Superior anti-mold properties for sanitary conditions
- Adhere and seal to porous and non-porous surfaces
- Weather, UV, and chemical cleaner resistant
- Fast-setting; good flexibility and high adhesive strength

Structure Repairing



Crocodile Multi-Purpose Grout
Non-Shrink Grout for General Grouting

- For general grouting tasks
- Excellent flow-ability for filling narrow or intricate voids
- High compressive strength >800 ksc
- Fine aggregate, enhanced pump-ability, reduces segregation and plugging



Green Crocodile
Tile Adhesive

- Great for ceramic tile installation with a maximum size of 60 x 60 cm
- Triple (3X) durability and bonding strength
- Suitable for interior and exterior use on floors and walls

Tile Grout



Crocodile Epoxy Plus
100% Solids Epoxy Tile Adhesive and Grout

- Excellent tile adhesive and grout, great bond strength and durability
- The ultimate resistance to harsh chemicals and acid
- Great water repellent and reduce dirt absorption
- High UV, temperature, and water pressure resistance
- Anti black mold and moss with Microban



Crocodile Premium Plus
High Performance Cement Grout

- Anti black mold with Microban
- Water repellent with Hydrophobic agents added
- Latex polymer modified, superior durability and bonding strength without cracking
- Easy to clean and long lasting

Consult us for any of your home concerns



We are ready to fix your problems. We offer professional consultation and planning for repairing your home by a team of leading engineers and technicians. They will recommend suitable materials and ideas for your home, plus offer other services to guarantee customer satisfaction.

Call Center +662-720-1112



Floors and bathrooms

Stop! cracks, leaks, seepage
for floors/walls/roofs with **Crocodile Products**





Leaks within the home – through floors and in bathrooms – can occur at all times, not just during rainy season, because the floor is directly exposed to underground water and damp bathrooms.

1 Seepage of underground water damaging the floors

Mostly this issue is caused by moisture collected underground which can seep through concrete to walls and floors, causing damage to flooring materials, such as, laminate, wood parquet, and also causes moldy stains on cove joints. This kind of issue needs urgent attention. Let our Crocodile products handle it.

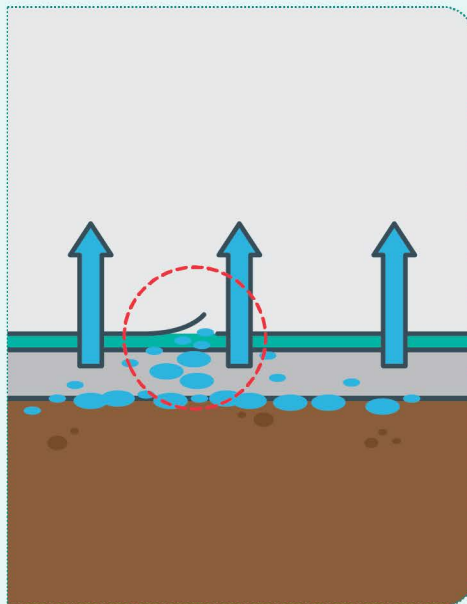
Solving the problem using Crocodile waterproofing products

Pouring new concrete

Extract original flooring materials. Use **Crocodile Admix Proof** to mix with cement and sand for pouring new concrete. After the cement is cured, follow by using **Crocodile Super Shield** or **Crocodile Perfect Shield**, which is crystalline penetrate waterproofing cement and can seal porous concrete very well. Then, new flooring material can be installed.

Repairing original concrete

Extract original flooring materials, then, apply **Crocodile Super Shield** or **Crocodile Perfect Shield** generously to cover the entire surface – so the crystalline penetrate waterproofing cement can seal the porous concrete and provide waterproofing on both sides of the layer.



Use Crocodile products for waterproofing

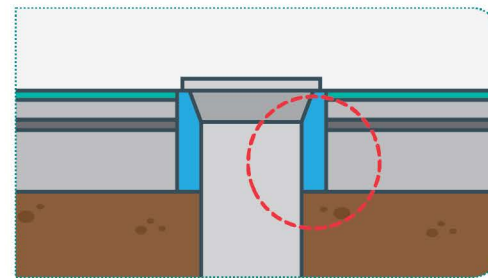
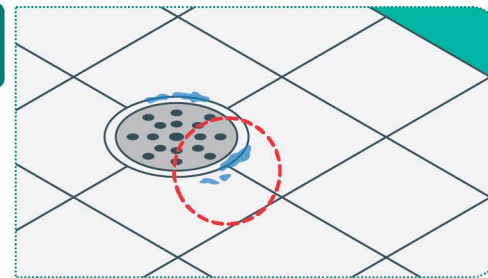
Usually bathroom floor is steel-reinforced concrete. Leaks and seepage are commonly found around joints and pipes, such as, drainage and cove joints. Leaks from bathroom on the upper floor can create undesirable stains on the ceiling board, and the leaks can drip onto the ground floor, as well. These problems don't just occur in older homes, but can be the case for newer homes, too if the waterproofing system isn't up to high standard.



Think of Crocodile when you have bathroom problems

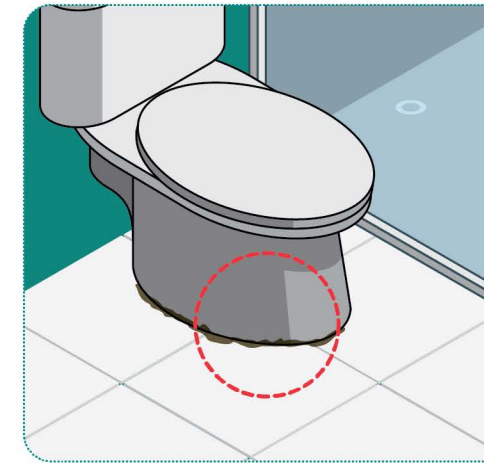
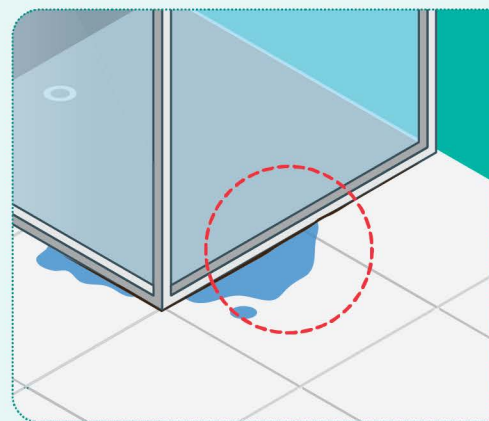
2 Seepage around the drainage

Chisel around the drainage and seal with **Crocodile Plug** rapid hardening cement or **Crocodile Multi-purpose Grout**, which is a fluid grout suitable for sealing the hole and each lacuna of concrete.



3 Seepage from the shower enclosures

Most problems occur from installation that doesn't meet the standards – so water can seep through the edges. Remove original silicone or scrape the original grout and clean the edges thoroughly before applying **Crocodile Silicone Seal N Plus** or **Crocodile Acrylic Seal Plus** along the edges for waterproofing, which also prevents mold and mildew.



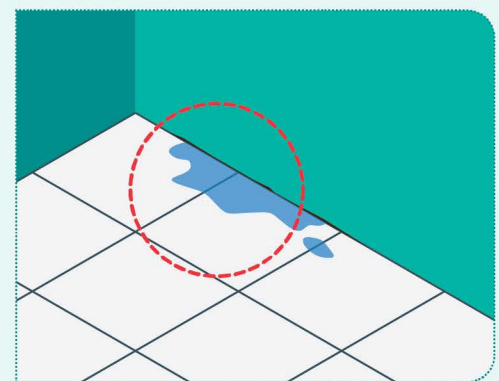
4 Residue collected underneath sanitary ware

The cause of the problem could be unevenness of the silicone seal around the edges of the sanitary ware, resulting in stains and mold. Remove the silicone or scrape the original grout, clean the area; then, use **Crocodile Silicone Seal N Plus** or **Crocodile Acrylic Seal Plus** to seal the edge and prevent water and/or any residue collecting underneath, which also prevents mold and mildew.



5 Water seeping through the cove joints.

This can lead to stains on the ceiling board (of the ground floor) It is caused by inconsistent grouting. Scrape the original grout to create enough space for grouting, then clean thoroughly. Use **Crocodile Silicone MS Seal** or **Crocodile Acrylic Seal Plus** which also prevent mold and mildew to seal the cove joints and add waterproofing.



6 Leaks from bathroom on the upper floor

A common problem in many homes is when the second floor bathroom is leaking to the ground floor, which can cause damage to the ceiling board. The recommendation is to uninstall the tiles; then use **Crocodile Flex Shield**, **Crocodile Super Shield**, or **Crocodile Perfect Shield** to apply all over, and seal the cove joints. Afterwards, use **Green Crocodile** for tiling and tiling grout with **Crocodile Silver Premium Plus** or **Crocodile Epoxy Plus** to prevent mold/mildew with Microban. This process will ensure life-long beautiful tiles for your home.

